


PRODUCT SPECIFICATIONS

1x4 Flatlight™ Luminaire Fixture

Replaces existing fluorescent 1x4 Luminaires

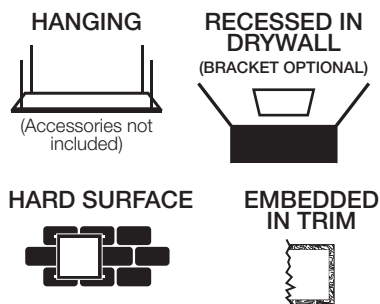


ADVANTAGES

- Internal driver allows for TruFlat™ Mounting
- Edge-lit LED provides a thin energy efficient light source
- 90° bezel edge
- Lasts 60%* longer than standard troffer lighting
- Bright uniform light
- Low heat dissipation - reduce HVAC costs
- Low energy consumption
- Replaces fluorescent fixture and tube
- Environmentally positive - RoHS compliant
- Type IC Rated
- 5 year limited warranty

APPLICATIONS

Suitable for dry locations



SPECIFICATIONS

Model Number	FLT14C40MDUP44
Power	59 W
AC Power	110-300V 50/60 Hz
Color Temp (nom.)	4000K
Operation Temp	- 20°C ~ 50°C
CRI	≥80
Lumen Output (nom.)	4500 lm
Dimming	No
Lifetime Rating	50,000 Hrs

PACKAGING

Weight (±0.5 lb)	11.7 lbs
Size (L x W x H) (±0.1 in)	48.0 x 12.0 x 0.55 in
Box Dimensions	53.3 x 16.2 x 2.6 in
Gross Weight	16.0 lbs
UPC	8 55158 00311 9

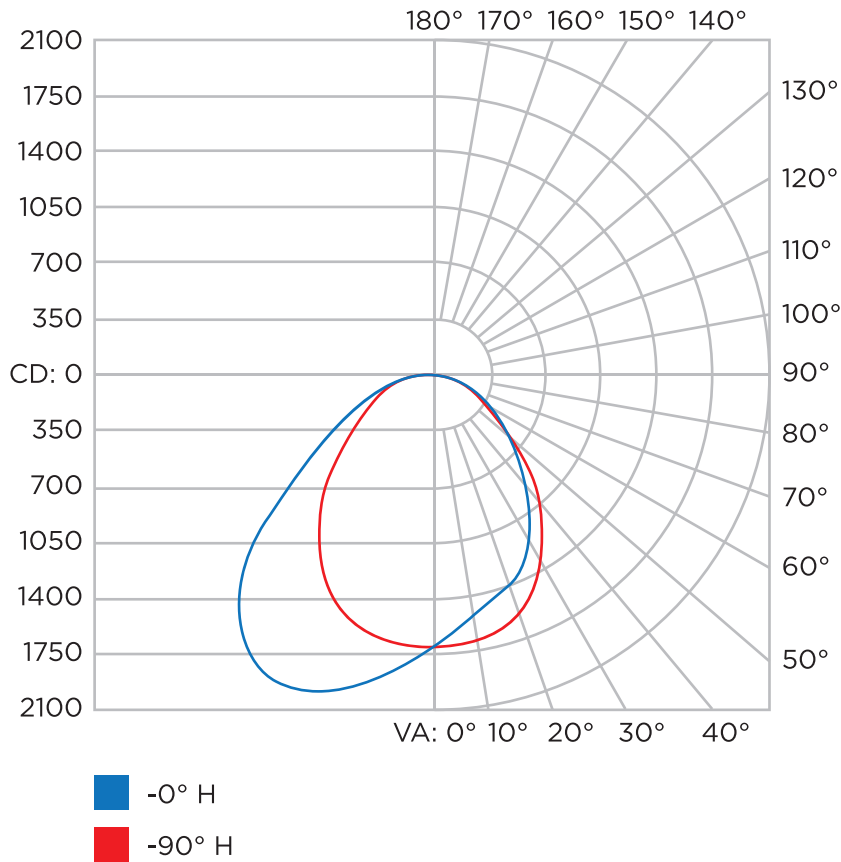


INCLUDED IN BOX

- Installation guide
- Wire nuts (3)

*Based on standard ballast average lifetime.

Polar Candela Distribution



Illuminance at a Distance

	Center Beam LUX	Beam Width	
0.5M	6,800.00 LUX	0.9M	0.9M
1.0M	1,700.00 LUX	1.9M	1.7M
1.5M	755.56 LUX	2.8M	2.6M
2.0M	425.00 LUX	3.7M	3.4M
2.5M	272.00 LUX	4.7M	4.0M
3.0M	188.89 LUX	5.6M	5.1M

■ Vert. Spread: 86.3° ■ Horiz. Spread: 81.0°